

A

B

C

D

E

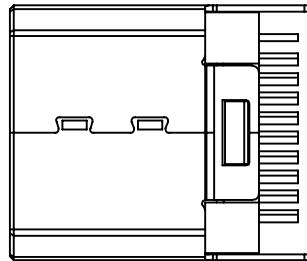
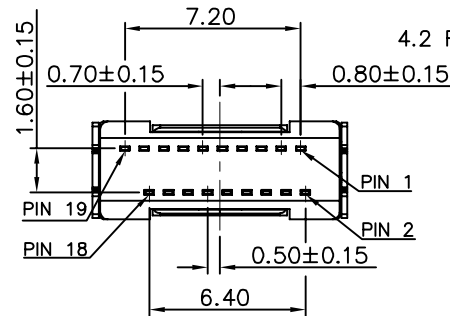
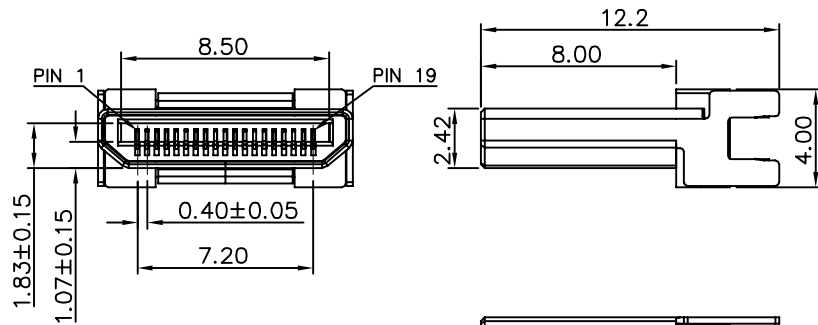
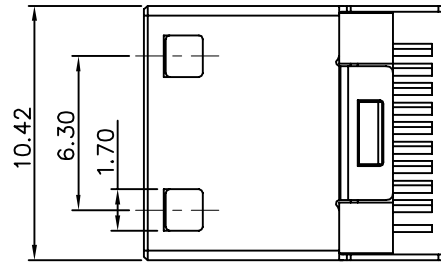
1

2

3

4

5



NOTES:

1. MATERIAL:

- 1.1 HOUSING: LCP+30%GF, UL94V-0; COLOR: BLACK.
- 1.2 CONTACTS: PHOSPHOR BRONZE,
- 1.3 SHELL: BRASS,

2. FINISH:

- 2.1 CONTACTS: 15 μ " MIN. GOLD PLATED ON CONTACT AREA,
80 μ " MIN. TIN PLATED ON SOLDER AREA,
30 μ " MIN. NICKEL UNDERPLATED OVERALL
- 2.2 SHELL: 30 μ " MIN. NICKEL PLATED ENTIRE.

3. SPECIFICATIONS:

- 3.1 CURRENT RATING: 0.5A
- 3.2 CONTACT RESISTANCE: INITIAL CONTACT RESISTANCE EXCLUDING CONDUCTOR RESISTANCE 10m Ω MAX.
- 3.3 INSULATION RESISTANCE: 100M Ω MIN.
- 3.4 DIELECTRIC WITHSTANDING VOLTAGE: 500VAC/MINUTE.
- 3.5 OPERATING TEMPERATURE: -25°C TO +85°C
- 3.6 INSERTION FORCE: 4.5Kgf. MAX.
- 3.7 WITHDRAWAL FORCE: 0.715Kgf. MIN.

4. OTHERS:

- 4.1 THIS COMPONENT AND ITS HOMOGENEOUS SUB COMPONENTS ARE RoHS COMPLIANT.
- 4.2 RESISTANCE TO SOLDERING HEAT 265°C FOR 10 SECONDS.

TRAY	ACNHM180002-001
PACKING	PART NO

DIM.	TOL.
X.	± -
X.X	± 0.30
X.XX	± 0.25
X.XXX	± 0.15
ANGL	± 3°

TITLE:
HDMI C TYPE 19P, R/A, SMT, PLUG

DWG. NO.:
C- ACNHM180002

DRAWN:

Owen

CHECKED:

Vic

APPROVED:

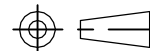
Peter



RFQ NO.:
Q1403051&Q1404001

REV.	DESCRIPTION	ECN NO.	NAME	DATE
A0	FIRST RELEASED	-	Owen	15-APR-2014

REVISIONS



UNIT: mm	DWG SIZE: A4	SCALE: none	SHEET: 1 OF 1
-------------	-----------------	----------------	------------------